



# CAPACITY

The tandem axle unit is available in both DOT and Off-Road versions and has a GCW of 125,000 lbs. with gradeability of 90,000 lbs. @ 17% grade.

# Tandem TJ6500 DOT 125,000# GCW

*Used in a variety of applications, this is another “work horse” of the Capacity family.*

Dedicated cab platform with complete in-house cab construction

High strength frame, RBM 4,248,960 in. lbs.

Durable metal dash with Power Distribution Center (PDC), multiplexer module and weather box, enclosed vehicle electrical center (LED diagnostics)

Optional 54", 60", 66" and 72" tall cabs



Some items shown represent optional equipment.

***The Trailer Jockey People***  
**CUSTOMER FOCUSED • QUALITY DRIVEN**

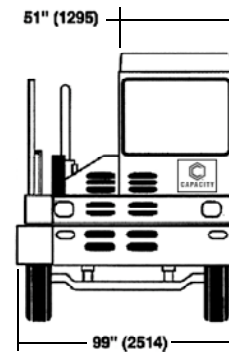
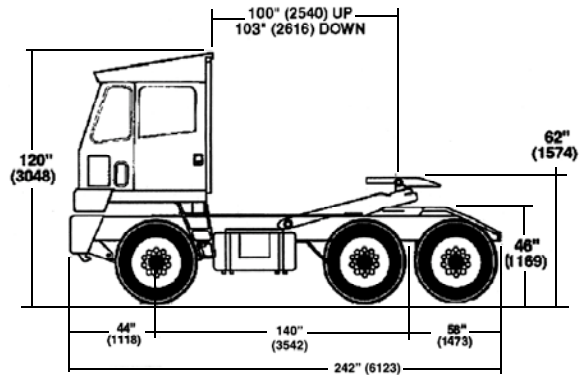
# TJ6500 DOT

## Standard Features

Engine	Cummins ISB07-220 HP, EPA Highway Turbo Diesel
Transmission	Allison RDS3500 Electronic Automatic
Front Axle	Dana E1322I, 13,200 lb.
Rear Axle	Dana DSH-44, 7.17:1, 44,000 lb. Tandem
Wheelbase	140"
Fifth Wheel	Holland FW35, 70,000 lb.
Lift Cylinders	5", 70,000 lb. Hydraulic
Tires	11 X 22.5 16 Ply
Exhaust	Vertical with Muffler Protection System
Paint	Cab White, Frame Black, Rims White

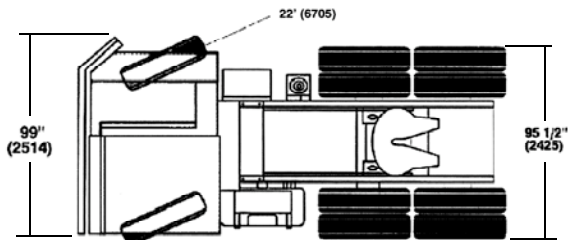
## Cab Features

VISTA II 60E, Comfort Cab  
 Electric Cab Tilt  
 Seat Belt  
 Electronic Back-up Alarm  
 Tinted Glass  
 Level Sweep-out Cab  
 Gauges: Air, Fuel, Hour, Volt, Temp, and Oil  
 Back-lit Instrumentation w/DOT Icons  
 High Strength Metal Dash  
 Insulated Firewall Covering (engine side)  
 45,000 BTU Heater/Defroster/Fresh Air  
 Overhead Storage Compartment  
 Full DOT Marker Lights on Cab and Mirror Post  
 Overhead Reading Lamp  
 Pop Open Vent (front quarter panel)  
 Electric Windshield Wiper  
 Engine Datalink Controlled Instruments  
 Radiator Sight Glass



## Highway Package

ABS Brakes (vehicle speed over 33 MPH)  
 Automatic Traction Control  
 Sun Visor  
 Speedometer  
 Windshield Washer  
 Trailer Electric Cable  
 Sheppard M-100 Power Steering  
 Automatic Slack Adjusters  
 Rear Mud Flaps  
 Rear License Plate Bracket and Light  
 Reflective Conspicuity Tape  
 Instrument Panel Illumination Control  
 Daytime Running Lights



Some items shown represent optional equipment. Due to ongoing engineering improvements, Capacity reserves the right to make changes without notification. Capacity is a subsidiary of Collins Industries, Inc.

## Frame Features

ASTM A529, 12" X 3" Preformed Structural Steel  
 RBM 4,248,960 in. lbs.  
 50 Degree Tapered Bumper and Deck  
 50 Gallon Rectangular Fuel Tank  
 Front Tow Hooks  
 (2) G31, 700CCA Low Maintenance Batteries  
 Full Compliance FMVSS121 Brake System  
 All Steps, Handrails & Grating - Safety Yellow

Distributed by:

EAGLE MARK 4®  
 Yard Trucks. That's our business.™  
 Call Toll-free 1-800-837-5002  
 330 Ashland Road  
 Mansfield, Ohio 44905

Supplier of yard trucks, parts, service and support for: Capacity Texas,  
 Kalmar Ottawa and more. It's what we do; yard trucks are our only business!